

*A better life with light!*

INSTRUCTIONS FOR USE

## INDEX:

INTRODUCTION	4
CONDITIONS & TREATMENT	5
⚠️ CONTRA-INDICATIONS AND PRECAUTIONS	5
⚠️ SAFETY PRECAUTIONS	7
⚠️ PREPARING FOR TREATMENT	8
⚠️ HOW DO I ADMINISTER TREATMENT?	8
⚠️ OPERATING THE PHOTIZO BLUSH	9
⚠️ TROUBLESHOOTING	11
SPECIFICATIONS	12
STANDARD ACCESSORIES	12
CONTACT DETAILS	14
SYMBOLS	15



*Thank you*

Thank you and congratulations on your purchase!  
Worried about your skin aging? Wrinkles? Fine lines?  
Photizo Blush has it covered.

Great effort, thought, dedication and research has  
been invested in bringing you this amazing, high-quality  
product and we are thrilled to be your new partner on  
the road to healthy, glowing and smooth skin.

Please visit our website for more information and to view  
our complete product range: [www.photizo.net](http://www.photizo.net).

## INTRODUCTION

Throughout the ages, sunlight (as the earliest form of phototherapy) has been known to have both healing and wellness properties. Light is energy, and energy sustains life - it cannot be destroyed, but it can be transformed into other forms.

Light Emitting Diodes (LEDs) do not deliver enough power to damage the tissue, but they do deliver enough energy to promote natural improvement of skin. With their power output optimised to be most effective, the LEDs provide a much gentler delivery of the same wavelengths of light as laser, but without the risk of accidental eye damage associated with lasers.

LEDs also allow the light beam to spread out instead of being a pinpoint light beam. The wide-angle diffusion of the LED confers upon it a greater ease of application, since light emissions are thereby able to penetrate a broader surface area, and this results in a faster treatment time for a given area than with laser.

The Photizo Blush is an LED device that emits red and infrared light that penetrates the skin to stimulate energy production and other metabolic processes in targeted areas.

The Photizo Blush provides one-touch, pre-programmed, effective dosages of near infrared LED light to assist with certain anti-aging conditions. Photizo Blush is intended for home use by the end user/public.

Photizo Blush is FDA cleared under number # Class II. Please read the all instructions for use before operating the device.

## CONDITIONS & TREATMENT:

Fight the signs of aging and sun damage quickly, safe and conveniently within the privacy of your own home using Photizo's Blush LED device. Blush is perfect for the following:

- Reducing fine lines, wrinkles and crow's feet
- Improving skin texture and tone
- Stimulating the production of collagen and elastin
- Reducing the appearance of puffy eyes and dark under-eye circles.

\* Best results achieved with continuous use

## CONTRA-INDICATIONS AND PRECAUTIONS

Please note that the Photizo Blush must be seen as an ancillary treatment modality, used in conjunction with medical treatment. The Photizo Blush is not intended as a replacement for standard medical procedures, medication and/or treatment.

The manufacturers and distributors of the Photizo Blush can in no way be held responsible for any damages, losses or injuries incurred when using the device outside the advocated guidelines and protocol treatments. Please also note that not all conditions will benefit in a similar fashion from light therapy.

Do not rely solely on the Photizo Blush and do not discontinue the use of other medications.

- Cancer: Although the device does not emit any harmful UV rays, do not use light therapy on any cancer or suspected cancerous mass.

- Pregnancy: This device has not been tested for use by pregnant women, infants, toddlers or children under the age of 13.
- Epilepsy: Some studies suggest that pulsed visible light at frequencies in the 5-10 Hz ranges may induce seizures. The Photizo Blush does not pulse in the 5-10 Hz range, however, as a preventative measure, anyone with seizure disorders should avoid looking directly at the light beam emitted from the probe.
- Do not treat areas of the body near a pacemaker. Please consult your physician first if you have a pacemaker.
- In some patients with chronic conditions, initial treatment with light therapy might cause some slight discomfort. This is not a cause of concern, and treatment should be continued.
- No eye protection is needed, but as the light is very bright, do not look directly into the emitted light. Wearing protective glasses helps prevent sensitivity to bright light.
- Please take into account that after treatment, you may have a false picture of health. Do not overuse the area treated.
- Don't treat directly on the thyroid. Effect is inconclusive at this time.
- No children under the age of 13 should use or be left unattended with the device.
- Device is not sterile, so do not allow the unit to contact (touch) broken skin as it may cause infection.
- If you feel woozy or light-headed stop use immediately. Consult a doctor if this persists. Make sure you are using the unit as directed.

- Not to be used by anyone who is sleepy or under the influence of drugs or alcohol.
- Do not allow any heavy objects to be put on the device that can crush or crack it.
- Do not use with salves or ointments that contain heat-producing ingredients, as skin burn could result.
- If the device temperature begins to feel too hot, turn it off immediately. If the heat causes any discomfort, stop use.

## SAFETY PRECAUTIONS

- The device is not waterproof so do not use around water as contact with water could cause electric shock. Do not store or place near a sink, bath, toilet or any other place where it may come into contact with water.
- Never immerse or clean the unit with water. Always use a soft dry cloth.
- Only use on clean and dry skin as the electronics may be damaged when exposed to water.
- Handle and store the Photizo Blush with great care as it has built-in electric circuitry.
- Storing an unused Photizo Blush for an extended period should be done with a battery fully charged otherwise it may result in a damaged battery.

## PREPARING FOR TREATMENT

### Cleaning, maintenance and storage

Photizo Blush has no customer serviceable parts and opening or tampering with it will void the warranty. The Photizo Blush should be cleaned before and after use with the aid of a clean dry cloth and surgical spirits or surgical alcohol if required. Clean the skin before application of treatment, as make-up, cosmetics or debris may block the light.

The Photizo Blush should always be stored in a safe, dry area, preferably within the carry bag provided and away from direct light or extreme heat. Care should be taken when working with the device and it should not be immersed or operated in water. Do not allow moisture to come into contact with the unit.

## HOW DO I ADMINISTER TREATMENT?

Please read the contra-indications and precautions and safety precautions sections in the instructions for use before you start using this product.

Please remember to clean the Photizo Blush before and after use with the aid of a clean dry cloth and surgical spirits or surgical alcohol if required.

- Place the probe in direct contact with the skin, on the area to be treated, and press the power button. The unit will beep twice and the treatment cycle will start.

- Keep the probe in position until the unit beeps twice again. It switches off automatically. The Photizo Blush gives a 16 second dose before switching off automatically.
- Shift the probe to the next spot and press the power button again.
- Repeat until the entire problem area has been treated.
- Only press the power button once the probe is in position. The small power button LED above the power button will indicate if the unit is busy with a cycle with a green light.
- Holding the probe against the skin ensures maximum penetration depth.
- For best results, use the Photizo Blush daily.
- The body does not build up resistance to light therapy and therefore treatments can be ongoing.

## OPERATING THE PHOTIZO BLUSH

- The Photizo Blush can be operated from the internal rechargeable battery or directly from its power supply.
- To switch on, press the power button. The power button LED will come on and the unit will beep twice.
- Once the treatment cycle is finished, it will beep twice and switch off automatically.
- To switch the unit off during the treatment cycle, press and hold the power button in for 1 second. The power button LED may stay on green for a while after the cycle has stopped.

- When using on battery power, the power button LED will be on solid green during the cycle and off when not in use.
- When plugging in the mains power, it will beep once and after a 3 second delay the power button LED will start flashing green. Once the battery is fully charged, the power button LED will stop flashing, and be on permanent green.
- When unplugging the mains power, the unit will beep once and the power button LED will switch off.
- Photizo Blush will provide approximately 90 minutes of continuous treatment from each full charge. If you are using the Photizo Blush in cold temperatures, please note this can reduce the number of doses provided from each full charge.
- Photizo Blush utilises high-capacity NiMH rechargeable batteries and as with all rechargeable batteries, these will need to be replaced over time. This time varies depending on storage, time and level of usage. The capacity will deplete over time and the number of doses between charges will reduce. When the battery capacity reaches a level that is not satisfactory, the internal rechargeable battery can be replaced. Please contact your local distributor who can provide a quote for installing a new battery.

## ⚠ TROUBLESHOOTING:

Photizo Blush has no customer serviceable parts.

PROBLEM	SOLUTION
Unit beeps twice and does not switch on	Battery needs to be charged
Unit does not charge	Is the charger connected to the unit/plugged in at the mains supply and switched on? All connections secure? Are you using the correct Photizo charger?
The 2 large LEDs don't seem to be on/to be functioning	The LEDs' wavelength lies within the invisible range and thus will not be seen with the naked eye. To confirm if these LEDs are functioning, view them through your cell phone's camera.



## SPECIFICATIONS

The device features a light-emitting array with high-power red & infrared light emitting diodes.


Model	:	Photizo Blush
Box dimensions	:	22.8cm x 9.4cm x 12.2cm
Power Output	:	Varies with a peak output of 330mW/cm <sup>2</sup>
Coverage Area	:	4.7cm <sup>2</sup>
Wavelengths	:	633nm red, 850nm infrared
Mains Power	:	100 ~ 240 VAC
Battery Type	:	Ni-MH
Battery Voltage	:	7.2 V DC
Battery Charger	:	12V, 1A
Charging Time	:	Max 4 hours
Battery Operating Time	:	90 minutes continuous use
Unit Weight	:	280 grams

## STANDARD ACCESSORIES

Power supply  
Instructions for use  
Drawstring bag

## OPERATING ENVIRONMENT

- Not suitable for operation in the presence of a flammable anaesthetic mixture of air or with oxygen or nitrous oxide.
- Operating environment: 32°F - 104°F (0°C - 40°C) 700hPa – 1 060hPa
- Storage environment: 4°F – 122°F (-20°C - 50°C) 700hPa – 1 060hPa
- Humidity: 15% - 95% RH
- Equipment class: Class II
- Mode of operation: Pulse and continuous mode for 16 seconds

 PLEASE NOTE THAT PHOTIZO BLUSH IS NOT A SUBSTITUTE FOR SOUND MEDICAL ADVICE OR TREATMENT, BUT IS AN ANCILLARY, COMPLEMENTARY TREATMENT DEVICE. DO NOT ASSUME THAT ALL CONDITIONS ARE SUITABLE FOR TREATMENT WITH LIGHT THERAPY. PHOTIZO BLUSH IS NOT A DIAGNOSTIC TOOL AND IS NOT INTENDED TO REPLACE MEDICAL TREATMENT.

Photon Therapy Systems (Pty) Ltd  
 The Woods, Building C, 41 De Havilland Crescent  
 Persequor Technopark, Pretoria, 0040  
 Gauteng, South Africa  
[www.photizo.net](http://www.photizo.net)

## WARNING!

ONLY USE THE PHOTIZO BATTERY CHARGER SUPPLIED WITH THE UNIT TO CHARGE THE BATTERIES. ANY OTHER CHARGER MAY DAMAGE THE BATTERIES OR THE PHOTIZO BLUSH










## WARRANTY

This product comes with a 1-year carry-in warranty from defects in material and workmanship from the original date of purchase, provided original proof of purchase is presented. NO warranty claims stemming from malicious damage, battery leakage, accidental dropping, water damage, or organic solvent damage will be entertained.


Warranty does not include any postage, freight, handling, insurance or delivery fees. Warranty does not cover damage, defect or failure caused by or resulting from accident, external destruction, alteration, modification, abuse, misuse or misapplication of the unit. Additionally, the warranty does not cover damage to the product resulting from return shipping or handling. The use of shipping insurance is recommended.

Should you need any assistance or experience product failure, please contact your nearest distributor or e-mail Photon Therapy Systems at: [sales@photizo.net](mailto:sales@photizo.net).

## SYMBOLS USED

	Attention! Please follow the instructions in the user manual.
	This symbol on the unit means "Refer to user manual".
	Serial number: indicates the manufacturer's serial number so that a specific medical device can be identified.
	WEEE symbol. (Waste of Electrical And Electronic Equipment). Recycling symbol. The WEEE symbol used for this product indicates that the device may not be disposed of as a household product. Properly dispose of the product to help protect the environment. For more information on recycling this product, contact the local competent department, the household waste management company or the store in which the product was purchased.
	This medical device is not water resistant and should be protected from liquids.
	Attention! Infrared emission not visible.
	It refers to the manufacturer.
	Equipment providing a particular degree of protection against electrical shock, particularly regarding allowable leakage currents and reliability of the protective earth connection (if present).
	This symbol on your device indicates that it complies with the European community LVD directive 2014/35/EU and the EMC directive 2014/30/EU.





[www.photizo.net](http://www.photizo.net)  
[sales@photizo.net](mailto:sales@photizo.net)  
+27 10 590 7113

