



A non-invasive treatment tool for numerous acute and chronic conditions on small animals, domestic pets, horses and livestock

- **Wounds** inc. bites and stings
- **Infected Wounds**
- **Musculoskeletal Injuries** - muscle, tendon, ligament, cartilage & joints
- **Stiff Joints**
- **Elbow & Hip Dysplasia**
- **Arthritis**
- **Deep Tissue Bruising**
- **General Bruising**
- **Acral Lick Granulomas**
- **Abscesses**
- **Inflammation / Swelling**
- **Haematomas**
- **Skin Conditions**
- **Stress Fractures**
- **Mastitis**
- **Acute and Chronic Pain**
- **Plus many more!**

Are you a pet owner that would go to the ends of the earth for the well being of your pet? Do you breed, keep or train animals? Do you want to speed up the healing of wounds or injuries of the animals you are treating. Then the Photizo® Vetcare is a must!

Most light therapy devices are large, expensive, fragile and very complex to use, therefore only specialists can use them and results can only be seen in clinical settings. Those days are over: the Photizo® Vetcare is lightweight, portable and very easy to use and understand.

The Photizo® Vetcare offers a complementary, non-invasive and effective treatment for numerous conditions on small animals, domestic pets, horses and livestock.

Your animals will experience accelerated healing and faster recovery after injury, without complications like excess scar tissue or side effects. In the case of tissue/cell bruising, you may find that healing occurs within 24 hours. Photizo® Vetcare can also be used as a drug-free long term pain management tool to ease degenerative conditions like arthritis.

The Photizo® Vetcare provides one-touch, pre-programmed, effective dosages of red and infrared light. The device delivers the most effective amount of energy for specified conditions, delivered precisely and effortlessly.



www.photizo.co.uk

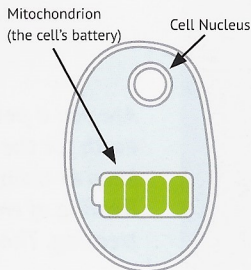
f PhotizoUk t PhotizoUk

How Photizo® Vetcare Works

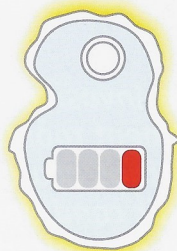
The cell is the building block of the body and if each cell is able to function optimally, the body will heal itself. Light therapy works by energising compromised cells and increasing blood flow using highly beneficial wavelengths of LED light. When light therapy is applied quickly after acute injury, the process of cell death is reversed which will lead to quicker healing and recovery following injury.

Proven effects from light therapy are

- Increases energy in cells
- Fast cellular regeneration
- Helps prevent cell death when applied within 4-6 hours of injury
- Clears inflammation and increases lymphatic activity
- Increases circulation
- Increases immune system activity
- Pain relief and calming by increasing endorphins and serotonin
- Regulates collagen production



Cell Battery - Normal



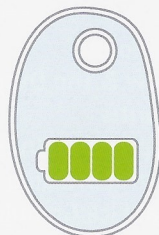
Cell Battery - Damaged

With injury age or disease a normal cell is compromised. When a cell is compromised, the "battery" of the cell is discharged, thus no energy is produced for normal function. A compromised cell also has insufficient amounts of nutrients and oxygen to sustain the cell, almost like a person being choked.



Cell Battery - Photizo Applied

When Photizo is applied, the "battery" of the compromised cell immediately recharges. The surrounding inflammation is removed and adequate oxygen and nutrients are ensured.



Cell Battery - Repaired Cell

Now the cell is functioning normally again. The "battery" is recharged, producing enough energy for normal functioning. The surrounding inflammation is removed, providing a healthy environment for the cell.

Call us now for more
information on
01327 310909 or order
at www.photizo.co.uk

